


# Proud to bring Joy to SA Families



everclearpools  
SA



# The Team



Everclear Pools SA is a family owned and operated business located in Angle Vale. Our entire team are committed to the highest quality customer service. We offer an honest, personalised service of excellence to all clients from first enquiry to installation, handover, through to after-sales service. We would love to see you in store and meet with our friendly team of experts.

*Above: Service Team & Shop, Top Right: Sales & Operations Below Right: Install Team*



## Why choose Everclear Pools?

The award winning quality of our Fibreglass swimming pools is backed by a Lifetime Structural Warranty

The quality of our pools is outstanding. Made with Graphene Nano-Technology which is the strongest material known to man, giving you our strongest pool yet

Pool ColourGuard is the World's only patented surface protection system, offering superior fade resistance.

We communicate effectively with new pool owners to ensure a smooth and stress free installation

The Everclear Pools SA team have years' of fibreglass pool industry experience

All of our Fibreglass pools are manufactured and installed to meet the Australian Standards

The quality of installation and service is outstanding and second to none

Member of The Swimming Pool and Spa Association (SPASA)

Our promise to you, there is no better swimming pool!



2024 National Business of the Year  
2024 National Fibreglass Lap Pool



2024 SA Single Location Pool Store  
2024 SA Best Pool Store  
2024 SA Best Fibreglass Pool Builder



Twilight

It brings us so much joy helping families create an unbelievable backyard. Investing in the best quality fibreglass pool will bring your family joy for many years to come. We also offer onsite pool servicing and run a complete pool shop, with free pool water testing, chemicals, equipment and spare parts.

# About Us



# Pacific



Available in 3 sizes

Pacific 4  
4.48m x 2.6m  
Depth 1.22m to 1.68m

Pacific 5  
5.5m x 2.6m  
Depth 1.16m to 1.74m

Pacific 6  
6.5m x 2.6m  
Depth 1.1m to 1.8m

The clean lines of the Pacific Range brings style to the modern home. The long bench seat is a perfect place to sit while watching the kids play. The swim out and safety ledges provide a place for the kids to rest. The seating was designed with functionality in mind, with ledges not encroaching within the swimming area and deeper on one side, to cater for taller people. Optional spa jets and an air blower can be fitted to transform the bench into a spa nook.



Available in 1 size

Caribbean  
5m x 2.7m  
Depth 1.0m to 1.63m



Compact in size to fit most backyards, this design is perfect for recreation, exercise and relaxation. The bench seat stretching the entire length provides the perfect seat to relax on a hot summer's day and at either end of this bench you will find hydrotherapy seats including 21 chrome spa jets as standard.

# Caribbean





# Elite

Available in 2 sizes

**Elite 9**  
9m x 2.5m  
Depth 1.4m constant

**Elite 11**  
11m x 2.5m  
Depth 1.4m constant

Hamptons Blue

With the constant depth of 1.4m these sleek, stylish and cleverly designed contemporary models are perfect for serious lap swimmers or those who simply want more pool space to enjoy. Side entry steps at both ends on one side give uninterrupted swimming length and are the perfect spot to sit and relax. Safety ledges on both sides of the pool provide a good rest point along the way, especially for small children.



Horizon



Horizon



Twilight

Available in 3 sizes

**Paradise Bay 6**  
6.5m x 3.8m  
Depth 1.13m to 1.72m

**Paradise Bay 7**  
7.5m x 4.1m  
Depth 1.08m to 1.78m

**Paradise Bay 9**  
9m x 4.1m  
Depth 1.0m to 1.85m

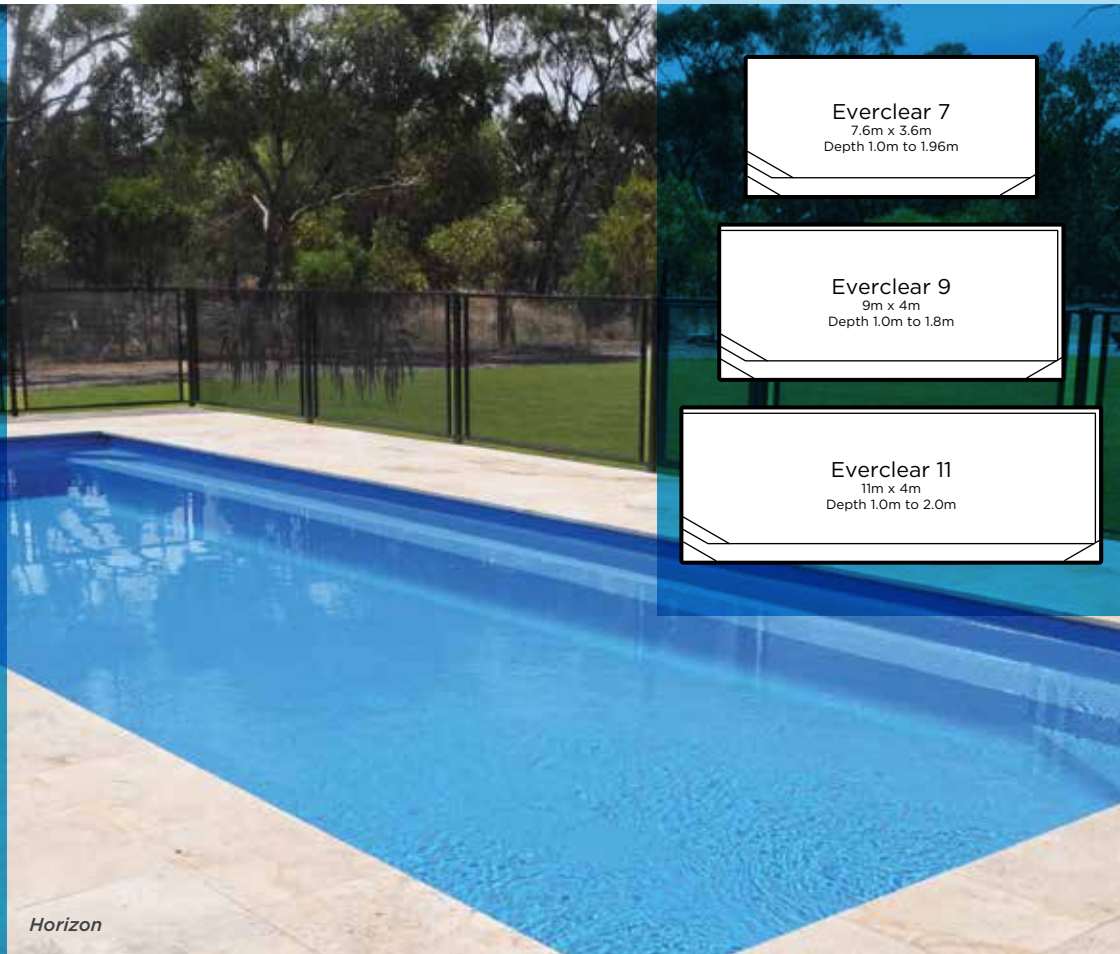
Twilight

Our exquisite Paradise Bay Range of pools feature elegant curves, bringing style to the modern home. The long curved bench seat is the perfect place to sit while watching the kids play. With the beach entry feel, along with our stunning range of colours, your dream oasis can become a reality. Also available with optional spa jets for a soothing hydrotherapy massage to leave you, your family and guests thoroughly relaxed.

# Paradise Bay



# Everclear



Available in 3 sizes

Everclear 7  
7.6m x 3.6m  
Depth 1.0m to 1.96m

Everclear 9  
9m x 4m  
Depth 1.0m to 1.8m


Everclear 11  
11m x 4m  
Depth 1.0m to 2.0m



One of the most popular designs in our range, the Everclear series boasts stylish geometric lines perfect for any style of outdoor area. With unobtrusive side entry steps and a generous swimming area, these pools can be enjoyed by the whole family for both fun and relaxation. An extended seating ledge running the length of one side is the perfect chill out zone. The attractive, modern design will complement your outdoor area for many years to come.

Available in 1 size

Elegance  
6.8m x 3.33m  
Depth 1.1m to 1.62m



Bring sophisticated European style to your outdoor area with this contemporary design, boasting sleek geometric lines without compromising on features. With easy access either side of the pool and added safety features, this design is a popular choice for families of all ages and is the perfect addition to our already impressive range.

# Elegance



# Oasis

Available in 3 sizes

**Oasis 6**  
6m x 3m  
Depth 1.2m to 1.63m

**Oasis 8**  
8m x 3m  
Depth 1.2m to 1.75m

**Oasis 10**  
10m x 3m  
Depth 1.2m to 1.9m

Horizon

Sleek and sophisticated, the Oasis Range has been designed for more narrow spaces without compromising on features and style. Unobtrusive side-entry steps maximise the swimming area, while the twin deep end swim-outs provide handy entry and exit points or the perfect spot to sit and relax. With our stunning range of colours, our Oasis range can add style to your home, providing an entertainers delight.



Available in 3 sizes

**Mediterranean 7**  
7.07m x 4m  
Depth 1.0m to 1.75m

**Mediterranean 8**  
8m x 4m  
Depth 1.0m to 1.8m

**Mediterranean 9**  
9.5m x 4.4m  
Depth 1.0m to 2.0m

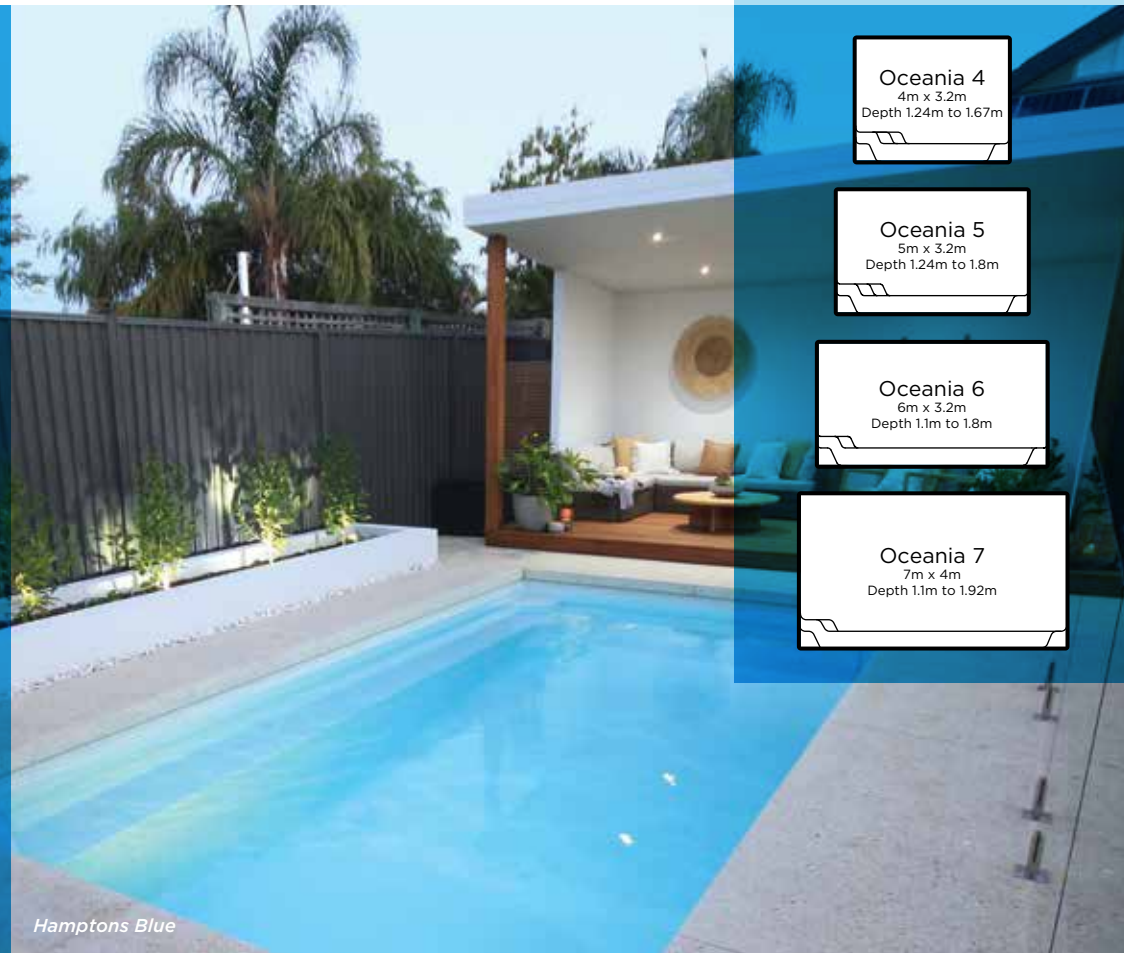
Twilight

This series of geometric designs replicate one of the most sought-after shapes in concrete pools. This style is available in three different sizes, featuring an extended bench seat, side entry steps, corner swim out and a generous swim space – perfect for the keen swimmer, or for those who prefer to sit back, relax and cool off!

# Mediterranean



# Oceania



Available in 4 sizes

Oceania 4  
4m x 3.2m  
Depth 1.24m to 1.67m

Oceania 5  
5m x 3.2m  
Depth 1.24m to 1.8m

Oceania 6  
6m x 3.2m  
Depth 1.1m to 1.8m

Oceania 7  
7m x 4m  
Depth 1.1m to 1.92m

Our clean contemporary style pools within our Oceania Range will be the centrepiece of your new entertaining area. These models are perfect for smaller backyards or courtyard areas with limited space. Styled on a popular concrete design, unobtrusive corner entry steps maximise the swimming area, while the extended bench seat on one side provides the perfect spot to sit and relax. The added safety features provide peace of mind for children learning to swim.




Available in 3 sizes

Bondi Mini  
4m x 2m  
Depth 1.1m to 1.54m

Bondi Slim  
7m x 2m  
Depth 1.1m to 1.92m

Bondi Mid  
7m x 3.2m  
Depth 1.1m to 1.92m




The Bondi range of modern bench seat pool designs is the perfect option for creating a contemporary outdoor living space. Unobtrusive corner entry steps maximise the swimming area, while the extended bench seat on one side provides the perfect spot to sit and relax. With a variety of size options, including slim two metre wide styles, there is one to suit your outdoor space.

# Bondi

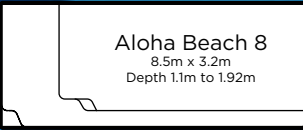


# Aloha Beach



Horizon

Available in 2 sizes



Have a beach party in your own backyard with the Aloha Beach Range. The kids will love the wading area. The full-length bench seat down one side is also the ideal relaxation spot to cool off on a hot summer's day. Unobtrusive side entry steps make it easy to enter and exit the pool.



Horizon



Hamptons Blue

Available in 3 options



Infinity 4.0  
4m x 4m  
Depth 1.45m



Infinity 3.0  
3m x 3m  
Depth 1.45m



Terrace 3.0  
3m x 3m  
Depth 1.45m



Platinum

Make your small backyard even more functional and stylish with a round plunge pool. Spend more time outside with your family while enjoying this relaxing and tranquil space. Add optional spa jets for a complete hydrotherapy experience. The softer, organic design blends with your landscaping and can be installed inground or partially out of ground.

# Plunge Pool



# Spas

Available in 3 sizes



Serenity Spa  
2.2m x 1.8m  
Depth 1.0m



Waterplay Bay  
2.2m x 1.8m  
Depth 0.35m



Harmony Spa  
3.2m x 2m  
Depth 1m



Tranquility Spa  
4m x 2m  
Depth 1m

Horizon

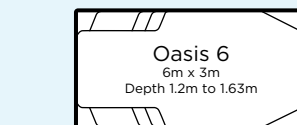
Unwind, relax and replenish by choosing one of our spas to complement your entertaining area. Select from our spillway range including the Serenity Spa or Waterplay Bay shallow wading pool. If you are after a larger, non-spillway option our Tranquility or Harmony spas are the perfect hydrotherapy experience.



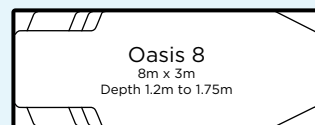
Twilight



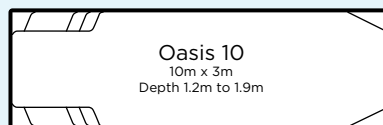
Twilight



Oasis 6  
6m x 3m  
Depth 1.2m to 1.63m



Oasis 8  
8m x 3m  
Depth 1.2m to 1.75m



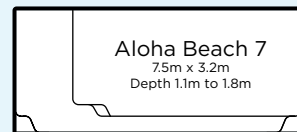
Oasis 10  
10m x 3m  
Depth 1.2m to 1.9m



Elite 9  
9m x 2.5m  
Depth 1.4m constant



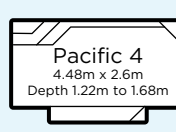
Elite 11  
11m x 2.5m  
Depth 1.4m constant



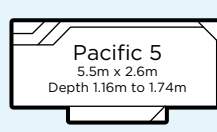
Aloha Beach 7  
7.5m x 3.2m  
Depth 1.1m to 1.8m



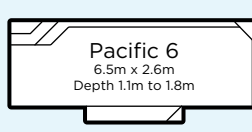
Aloha Beach 8  
8.5m x 3.2m  
Depth 1.1m to 1.92m



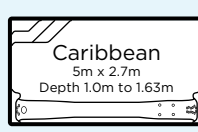
Pacific 4  
4.48m x 2.6m  
Depth 1.22m to 1.68m



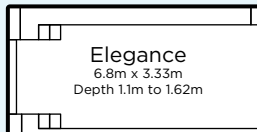
Pacific 5  
5.5m x 2.6m  
Depth 1.16m to 1.74m



Pacific 6  
6.5m x 2.6m  
Depth 1.1m to 1.8m



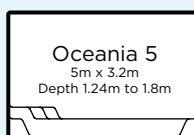
Caribbean  
5m x 2.7m  
Depth 1.0m to 1.63m



Elegance  
6.8m x 3.33m  
Depth 1.1m to 1.62m



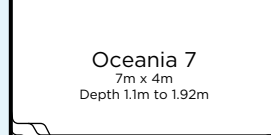
Oceania 4  
4m x 3.2m  
Depth 1.24m to 1.67m



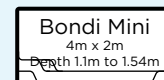
Oceania 5  
5m x 3.2m  
Depth 1.24m to 1.8m



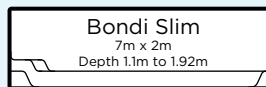
Oceania 6  
6m x 3.2m  
Depth 1.1m to 1.8m



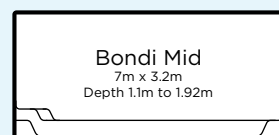
Oceania 7  
7m x 4m  
Depth 1.1m to 1.92m



Bondi Mini  
4m x 2m  
Depth 1.1m to 1.54m



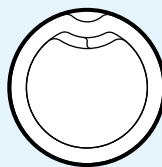
Bondi Slim  
7m x 2m  
Depth 1.1m to 1.92m



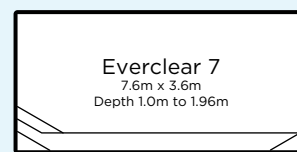
Bondi Mid  
7m x 3.2m  
Depth 1.1m to 1.92m



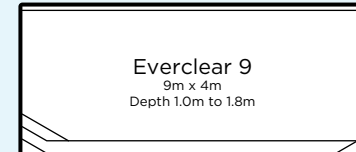
Infinity 3.0  
3m x 3m  
Depth 1.45m



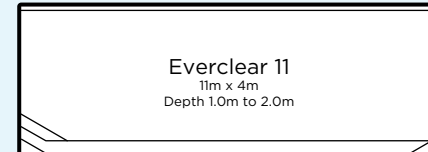
Infinity 4.0  
4m x 4m  
Depth 1.45m



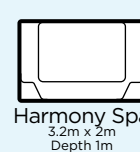
Everclear 7  
7.6m x 3.6m  
Depth 1.0m to 1.96m



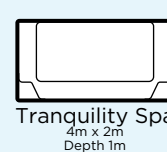
Everclear 9  
9m x 4m  
Depth 1.0m to 1.8m



Everclear 11  
11m x 4m  
Depth 1.0m to 2.0m



Harmony Spa  
3.2m x 2m  
Depth 1m



Tranquility Spa  
4m x 2m  
Depth 1m



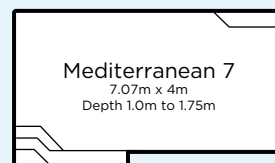
Waterplay Bay  
2.2m x 1.8m  
Depth 0.35m



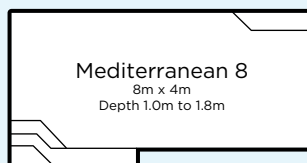
Serenity Spa  
2.2m x 1.8m  
Depth 1.0m



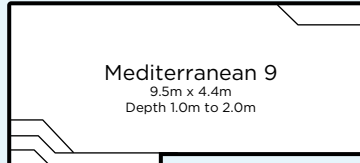
Terrace 3.0  
3m x 3m  
Depth 1.45m



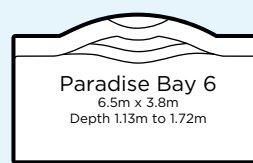
Mediterranean 7  
7.07m x 4m  
Depth 1.0m to 1.75m



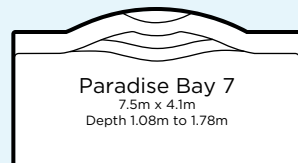
Mediterranean 8  
8m x 4m  
Depth 1.0m to 1.8m



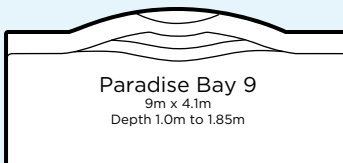
Mediterranean 9  
9.5m x 4.4m  
Depth 1.0m to 2.0m



Paradise Bay 6  
6.5m x 3.8m  
Depth 1.13m to 1.72m



Paradise Bay 7  
7.5m x 4.1m  
Depth 1.08m to 1.78m



Paradise Bay 9  
9m x 4.1m  
Depth 1.0m to 1.85m


# Our Range




# Our Colours



Twilight



Argyle Blue



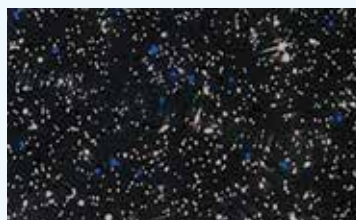
Horizon



Hamptons Blue




Delta Blue



Graphite



Moonlight



Aquamarine



Silver Mist



Platinum



Sky Blue


Our range of spectacular Crystalite® ColourGuard surface finishes have superior colour retention and a high gloss finish that will look as good as the day it was installed, even after years of use.

Every effort has been made to represent true colours, however variations may occur as part of the printing process. We recommend viewing colour samples before making your final selection. Actual colours may vary slightly due to the use of multimedia particles and spray patterns. Each swimming pool is individually crafted to your requirements. The final product may be subject to a colour variation of +/- 15% due to the climatic conditions and the manufacturing process.



## 5 Easy steps

- 1 Have a chat with your consultant about your finishing options. This is the time to discuss landscaping and fencing, and whether you require pool heating.
- 2 Your pool is pegged out so you can ensure the location is exactly where you dreamed of.
- 3 Our skilled excavation crew will arrive with specialised equipment to dig the correct shape and depth with accuracy.
- 4 The pool arrives and it is carefully lifted into place ensuring it is in the perfect position.
- 5 Once the pool is placed in the ground and filtration is all connected, there are so many beautiful landscaping designs to finish off your oasis.



Installing a pool is an exciting investment, and we're here to make the process smooth and stress-free. Our team will help you navigate every detail, from choosing the perfect design and features to understanding permits and installation timelines. Whether you're looking for a sleek lap pool, a resort-style retreat, or a fun space for the family, we'll ensure your vision comes to life with expert advice and quality craftsmanship. Let's start planning your dream pool today!

# Plan Your Pool



# Standard Inclusions

## Standard Building Approvals

Your dedicated Everclear Pools Project Manager will work closely with you to prepare all the necessary Council approval documents for your pool installation.

## Indemnity Insurance

All Everclear contracts are covered by Residential Building Indemnity Insurance to protect your investment during construction and warranty period.

## Standard Excavation

Your new swimming pool excavation will be carried out by a skilled team of machine operators.

## Installation

We use a stone screeding base which allows water to freely flow to a standpipe installed to inspect the level of ground water around the pool. Stabilised backfill used (5% cement treated backfill sand) to avoid wash away or slumping behind the pool walls, seats and steps.

## Plumbing

All Everclear Pools are plumbed using 50mm suction pressure pipe to enhance pool circulation.

## Crane Allowance

A Crane allowance of \$1,500 is included to go towards crane costs incurred during installation of your new Everclear Pool.

## First water Fill

Water trucks will be used to maintain the backfill and pool water levels at approximately the same height, ensuring no deflection of the pool walls. Note that this is only a partial fill, and customer mains water will also be required.

## Temporary Fencing

For your safety and that of your family, we provide six weeks of compliant temporary pool fencing.

## Concrete Bond Beam

A concrete bond beam is securely attached around the perimeter of your new Everclear pool to enhance lateral strength.

## Hand Over

Upon completion of your pool installation, we will provide you with a 500-micron solar pool blanket, manual cleaning kit, CPR chart, water chemical test kit & pool care chemical starter kit. Additionally, we will complete a comprehensive pool owner's tutorial with you after we thoroughly clean, test, and chemically balance your new pool.

## 3 Easy Steps

Apply online

Get verified & approved

Swim now & pay later!



Conditionally approved within 24 hours with funds in your account so you can swim today with flexible repayments.

Apply online at [handypay.com.au](https://handypay.com.au) and pay later!



# Pay Later





Transform your pool into a luxurious mineral bath. Specially blended minerals are designed to soften your pool and spa water, for a swimming or bathing experience like no other. Swimmers can absorb up to 500ml of water in an hour of pool use so the unique blend of Halo Minerals can provide health benefits for the skin, hair, eyes and nervous system. Suitable for most salt chlorinators, Halo Minerals is easily dissolved into the pool water and its ingredients help prevent staining and assist in preventing calcium and scale build up in the salt chlorinator cell, heaters, pool interior and other equipment.

## Chlorinators

Salt Chlorinators are designed to assist with the precise levels of sanitiser to provide you with a healthy pool, leaving you more time to enjoy your lifestyle investment.

## Pumps

Our range of pumps will suit any small, large, commercial or residential pool. Designed and manufactured with quality components, your pool will operate at its best.

## Filters

The job of a swimming pool filter is to remove the dirt and other matter in the water to help reduce the growth of bacteria and keep your water clean.

## Robotic Cleaners

We are a Maytronics Dolphin Elite dealer and also stock a large range of Zodiac robotic cleaners. Come and speak with us so we can assist you in choosing the best model for your pool.



For your convenience, we offer onsite digital pool servicing.

- Regular or once-off pool servicing
- Filter sand or glass changes
- System checks
- New equipment sales and installations
- Pool tutorials for new pool owners

Don't let your pool go green, let us help you keep it clean.



# Contact Us



Shop 1, 121 Angle Vale Road, Angle Vale 5117  
Mon - Fri 8.30am - 5.00pm,  
Sat 8.30am - 1.00pm (Winter 9.00am - 12.00pm)

[contact@everclearpools.com.au](mailto:contact@everclearpools.com.au)  
(08) 8284 8677

[everclearpools.com.au](http://everclearpools.com.au)

